

# Manuelle Funktionsdiagnostik

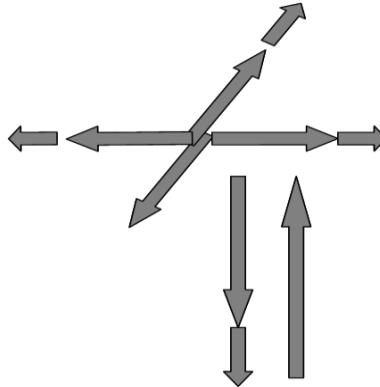
© Sabbagh

Datum:

Name:.....

Geburtsdatum:.....

Anschrift:.....



Anamnese:.....

.....

.....

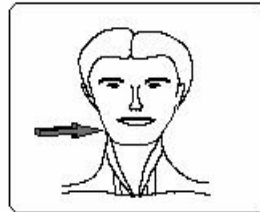
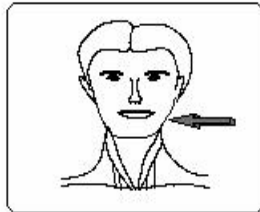
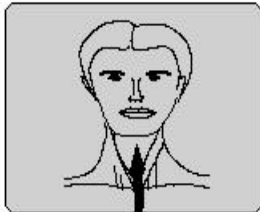
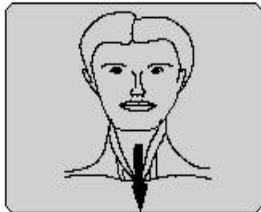
.....

.....

.....

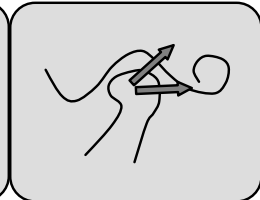
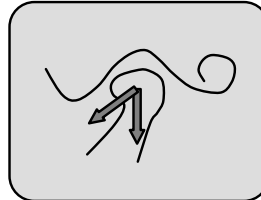
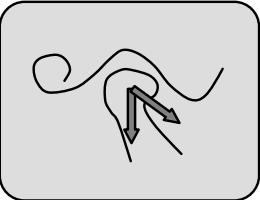
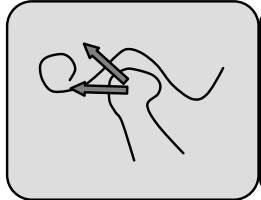
.....

## Isometrische Anspannung



Schmerz: S  
Kraft: KF  
Verkürzung: V  
Trigger: T

## Passive Kompression und Traktion

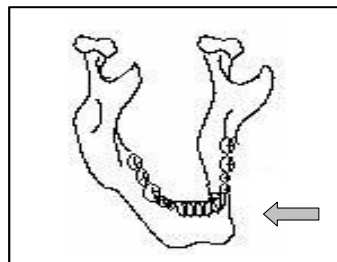
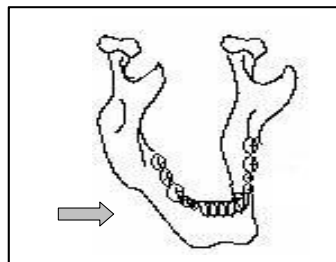
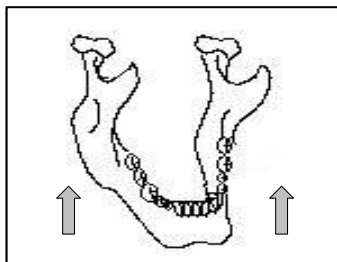


## Endgefühl:

Normal: EN  
Zu Hart: EH  
Zu Weich: EW  
Schmerzhaft: ES

Limitation: L

## Dynamische Kompression & Translation



Knacken: K  
Reiben: R

Lauter: +  
Leiser: -  
Früher: <  
Später: >  
Verschwunden: 0  
Unverändert: =

.....

.....

.....

.....

.....